

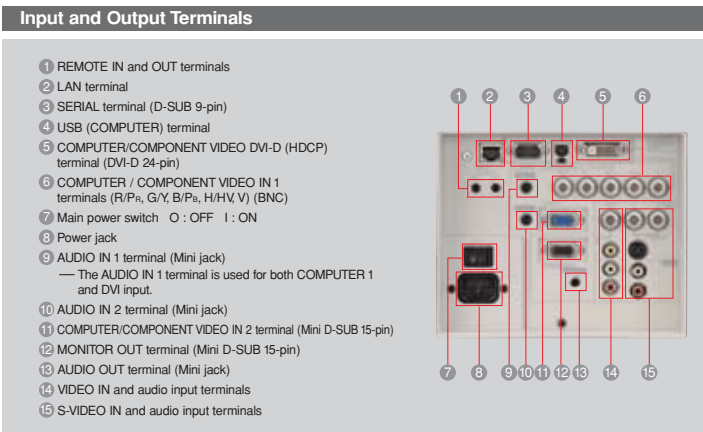
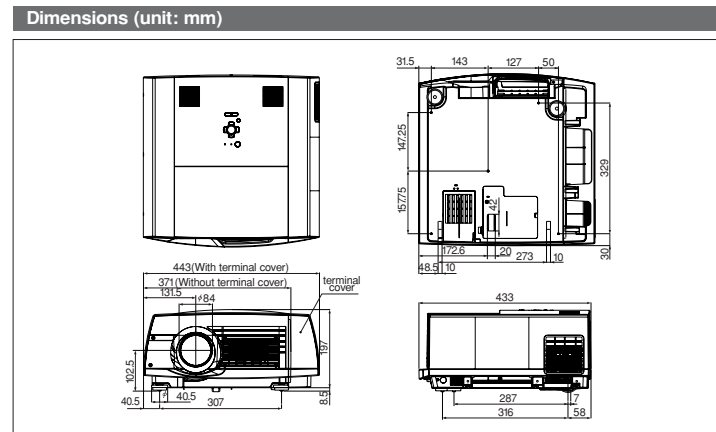


MITSUBISHI ELECTRIC

MULTIMEDIA DATA/VIDEO PROJECTORS

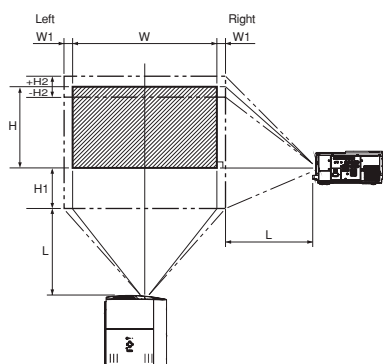
Specifications	XL6600U/LU	XL6500U/LU
Model	XL6600U/LU	XL6500U/LU
Display technology	1.3" TFT Poly Silicon x 3-LCD	
Resolution	1024 x 768	
Brightness	6000lm	5000lm
Contrast	1000:1	
Zoom / focus	Power (zoom ratio: 1.3:1)	
Picture size	60"-300"	
Throw Ratio	1.9-2.4	
Source lamp	220W (Shut off Time 4000Hrs) with Low Mode, 275W (Shut off Time 2000Hrs) with Standard Mode	
Computer compatibility	640 x 400 ~ 1600 x 1200, True ; 1024 x 768, Sync on green available	
Video compatibility	NTSC / NTSC 4.43 / PAL (including PAL-M, N) / SECAM / PAL-60 Component Video ; 480i/p (525i/p), 576i/p (625i/p), 720p (750p 50/60Hz), 1080i (1125i 50/60Hz), 1080p (1125p 50/60Hz), SCART (RGB + 1V sync, only Mini D-SUB 15pin)	
Input terminals	PC ; 5BNC x 1, Mini D-SUB 15pin x 1, DVI-D (with HDCP) x 1, PC Audio ; Stereo mini jack (ø3.5mm) x 2, Video (1) ; RCA x 1 or BNC x 1, Video (2) ; S-VIDEO (4pin) x 1 or S-VIDEO Y/C (BNC), Video Audio ; RCA (L/R) x 2	
Output terminals	RGB : mini D-SUB 15pin x 1, Audio ; Stereo mini jack (ø3.5mm) x 1	
Communication terminals	LAN (RJ-45) x 1 (Projector control), RS-232C (D-SUB 9pin) x 1, USB x 1 (Mouse control), Wired remote (IN) ; Stereo mini jack (ø3.5mm) x 1, Wired remote (OUT) ; Stereo mini jack (ø3.5mm) x 1	
Audio speaker	10W mono	
Dimensions (W x H x D)	443 x 207 x 434mm / 17.4 x 8.1 x 17.1 inch (including terminal cover)	
Weight	9.8kg / 21.6lbs (excluding terminal cover)	
Power supply	AC100 ~ 240V, 50 / 60Hz	
Warranty	3-years parts/labor, 3-years Express Replacement Assistance, and 1-year or 500 hours lamp warranty (whichever comes first)	
Accessories	Replacement Lamp (VLT-XL6600LP), Optional Lens OL-X500SZ (Short throw lens), OL-X500LZ (Long throw lens), OL-500TZ (Tele zoom lens), OL-X500FR(F) (Rear Projection short throw lens) Hard shell rolling case: XL7000-ATAC, Ceiling Mount: XL5950CM	

* Windows is a registered trademark of Microsoft Corporation. * Macintosh is a registered trademark of Apple Computer Inc. * SXGA, XGA, SVGA, WXGA are registered trademarks of IBM Corporation.
* All brand names and product names are trademarks, registered trademarks or trade names of their respective holders.



Screen size and projection distance

Refer to the following table to determine the screen size and projection distance.



■ XL6600U / XL6600LU / XL6500U / XL6500LU								
Screen			Distance from Screen (L)		Movable V Position from Default Position		Movable H Position from Default Position	
Diagonal size	Width	Height	Max. Zoom	Min. Zoom	Down(H1)	Up(H2)	Down(H1)	Up(H2)
inch	cm	inch	cm	inch	cm	inch	cm	inch
60	152	48	122	36	91	89	2.3	114
80	203	64	163	48	122	120	3.0	153
100	254	80	203	60	152	150	3.8	191
120	305	96	244	72	183	181	4.6	230
150	381	120	305	90	229	227	5.8	289
200	508	160	406	120	305	304	7.7	386
250	635	200	508	150	381	381	9.7	483
300	762	240	610	180	457	458	11.6	-

Distances and measurements are approximate

Optional Lenses

■ XL6600U / XL6600LU / XL6500U / XL6500LU				
Model	OL-X500SZ	OL-X500LZ	OL-X500TZ	OL-X500FR(F)
Type	Short Throw Zoom Lens	Long Throw Zoom Lens	Tele Throw Zoom Lens	Rear Projection Short Throw Fix Lens (on axis)
F NO.	F2.0 - 2.3	F2.5 - 3.2	F2.5 - 3.4	F2.5
f	37 - 44mm	64 - 90mm	93 - 140mm	22mm
Throw ratio	1.3 - 1.6	2.4 - 3.3	3.4 - 5.2	0.8
Off-set axis	19 (up) : 1 (down)*	19 (up) : 1 (down)*	19 (up) : 1 (down)*	1 : 1 (on axis)*
Zoom / Focus	Motorized (12 : 1)	Manual (14 : 1)	Manual (15 : 1)	Manual
Weight	14kg / 31lbs	1.7kg / 3.8lbs	1.7kg / 3.8lbs	1.7kg / 3.8lbs
Length	177mm (max)	204mm (max)	205mm (max)	174mm (max)
Lens diameter	84mm	84mm	84mm	123.6mm

* The lens shift function allows the picture off-set to be adjusted between 19 : 1 (off axis) and 1 : 1 (on axis).
Lens shift cannot be used with OL-X500FR(F).




Ultra-Bright Images and High-Performance Projection



New XL6600U/LU
XL6500U/LU

MITSUBISHI DIGITAL ELECTRONICS AMERICA, INC.
Presentation Products Division
Phone: 888.307.0349
Email: ppdinfo@mdea.com
www.mitsubishi-presentations.com



MITSUBISHI ELECTRIC SALES CANADA INC.
Information Technologies Group
Phone: 905.475.7728
www.mitsubishielectric.ca

Impress your Audience with the High Performance Mitsubishi Installation Projectors series


The Mitsubishi XL6600U/LU and XL6500U/LU installation projectors will capture the attention of your audience by delivering sharp, bright images with vibrant colors and exceptional details.

Ultra-Brightness

Super bright 5000lm* & 6000lm*

The XL6600U/LU and XL6500U/LU delivers super bright 6000lm and 5000lm images. A high brightness level for presenting in large meeting rooms and conference halls.

*XL6600U/LU is 6000lm and XL6500U/LU is 5000lm.



XL6600U/LU & XL6500U/LU Line-Up



XL6600U
6000lm / XGA



XL6500U
5000lm / XGA



XL6600LU*
(Lens not included)
6000lm / XGA



XL6500LU*
(Lens not included)
5000lm / XGA

Designed for Flexible Installations

2-way Mechanical Lens Shift (Vertical & Horizontal)

Lens shift allows images to be shifted both horizontally and vertically. Additionally, Digital Keystone Correction reduces line distortion by allowing for vertical correction to create a more natural-looking picture even when it is difficult to set up the unit perfectly perpendicular with the screen.



Optional Lenses

A wide variety of optional lenses is available to suit any operating or user requirement.



*The CA-XL6600 (FR) Front Cabinet (sold separately) is required when using the OL-X500FR Rear Projection Short Throw Fixed Lens.

Versatile Input Terminals

Equipped with a RJ45 network terminal, administrators can remotely manage their projectors from a web browser via the Local Area Network (LAN). Administrators can check projector status such as lamp usage, change input selections, remotely power on or off, as well as receive email alerts if an error occurs. In addition, these projectors support RS232C standards as well as BNC connectivity for long cable setups with PC or video inputs.

Terminal Cover

Includes a terminal cover to cover up any visible connectivity cables.

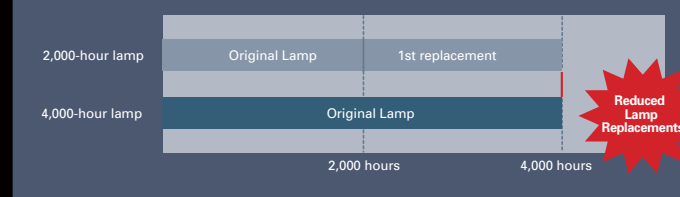


User-friendly Functions

Long 4000hrs Lamp Life

Designed with a lamp temperature controlling system, the XL6600U/LU, XL6500U/LU can support a lamp life of up to 4000 hours*1. The long life lamp makes dramatic reductions in overall cost of ownership by decreasing the frequency of lamp replacements.

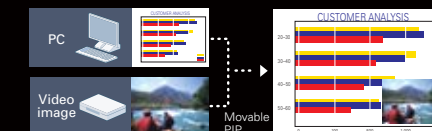
Lamp Replacement Frequency*2



(*1): When used in Lamp Low mode. Maximum lamp life at standard mode use is 2,000 hours. (*2): Lamp life refers to the average time required for brightness to be reduced by half, and not the time specified in the warranty. Use time may vary widely by the environment and conditions, and whether or not cleaning and other maintenance procedures are followed.

High Image Quality PinP (Real Motion)

This innovative technology allows you to show two images (two motion/live images) simultaneously on screen. Images from two different sources (PC and video) can be shown together on the main screen and PIP to double the impact of any presentation. An increase in video processing to 60 frames / sec. provides smoother image transitions and it is also possible to zoom up on the picture.

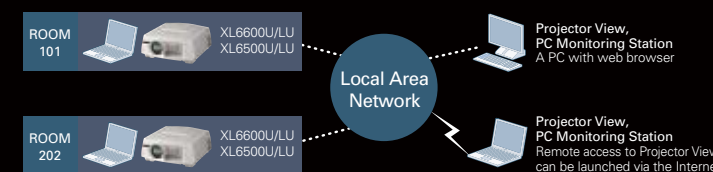


Ultra Quiet 29dBA Operation

Fan noise emanating from a projector can get annoying during a presentation or videoconference, but now that's a thing of the past. The XL6600U/LU, XL6500U/LU offer a significantly low noise level of only 29dBA (low lamp mode). As a result, your audience can enjoy the presentation or conference without noisy distractions from the projector.

PJ Link (Projector control by network LAN)

To monitor and projectors and facilitate maintenance, PJ Link is a diagnostic system that provides control over key projector functions such as...filter clogging. Being able to remotely manage via a LAN is ideal for administrators to control their projectors from a remote system.



Anti-Theft Features (password security, motion alarm, screen capture)

Through software, password menus helps lock out access to operation and a customized splash or logo screen can appear when powering on the projector to thwart would-be burglars. From a hardware standpoint, a motion alarm is built into the cable cover; if an outsider attempts to forcibly remove the projector from its mount, a loud alarm will help drive off the potential thief.



■ Motion alarm

Once the motion alarm is set, unauthorized attempts to remove the projector will cause the alarm to sound. Undetectable externally as it is built-in, the alarm is battery powered and features a "safety pin" that prevents accidental activation during projector maintenance.



Impressive Picture Quality

Color Enhancer

Optimum source reproduction is achieved with six different viewing modes: Auto, Presentation, Standard, Theater, sRGB, and User. Depending on the input signal, you can adjust the best color setting on your own.

3D Y/C digital comb filter and 3D noise reduction

The luminance and chrominance (Y/C) signals of images are separated with 3D processing for enhanced brightness. Cross-colorization (rainbow-like noise patterns) and dotcrawl (checkerboard-like noise patterns) are reduced, producing a clear and distinct image.

sRGB Mode

Developed to ensure standard, uniform color reproduction regardless of the type of display used, sRGB color profile technology uses independent color coordinates common to all display technologies. As a result, it helps to eliminate hue variations that occur between different display systems and more accurately matches the way colors look.

