

### Major Options

#### Optional Lenses

Part Number	LNS-W11	LNS-W10	LNS-S11	LNS-T10	LNS-T11
Type	Wide Fixed Lens	Wide Zoom Lens	Standard Zoom Lens	Long Zoom Lens	Long Zoom Lens
Image					
Throw Ratio	0.8 : 1	1.2-1.6 : 1	1.6 - 2.1 : 1	2.1 - 3.5 : 1	3.4 - 5.4 : 1
Focal Length	16.51 mm (0.6")	25 - 33 mm (1.0"-1.3")	33 - 43 mm (1.3"-1.7")	43 - 69 mm (1.7"-2.7")	69.1 - 102 mm (2.7"-4.3")
Lens Shift U/D	1 : 1	10 : 0 - 1 : 1	10 : 0 - 1 : 1	10 : 0 - 1 : 1	10 : 0 - 1 : 1
Lens Shift L/R	1 : 1	13 : 7 - 7 : 13	13 : 7 - 7 : 13	13 : 7 - 7 : 13	13 : 7 - 7 : 13
Motor Driven	No	Yes	Yes	Yes	Yes
F Value	2.3	2.3 - 2.6	1.7 - 2.1	2.0 - 2.6	2.1 - 2.52
Net Weight	1.0 kg (2.2 lbs)	0.95 kg (2.1 lbs)	0.825 kg (1.8 lbs)	1.0 kg (2.2 lbs)	1.1 kg (2.4 lbs)

#### WTC500L Throw distance (unit: m (feet)) aspect ratio 16:10

Unit	LNS-W11		LNS-W10		LNS-S11		LNS-T10		LNS-T11	
	Fixed	Wide	Wide	Tele	Wide	Tele	Wide	Tele	Wide	Tele
40°	-	1.0 (3.3)	1.3 (4.3)	1.3 (4.3)	1.7 (5.6)	1.7 (5.6)	2.9 (9.5)	3.6 (11.8)	4.6 (15.1)	4.6 (15.1)
60°	0.99 (3.25)	1.5 (4.9)	2.0 (6.6)	2.0 (6.6)	2.6 (8.5)	2.6 (8.5)	4.3 (14.1)	4.3 (14.1)	6.9 (22.5)	6.9 (22.5)
80°	1.34 (4.40)	2.1 (6.9)	2.6 (8.5)	2.7 (8.9)	3.5 (11.5)	3.5 (11.5)	5.8 (19.0)	5.7 (18.7)	9.1 (29.9)	9.1 (29.9)
100°	1.69 (5.54)	2.6 (8.5)	3.3 (10.8)	3.4 (11.2)	4.5 (14.8)	4.4 (14.1)	7.3 (24.0)	7.1 (23.4)	11.4 (37.3)	11.4 (37.3)
150°	2.57 (8.43)	3.9 (12.8)	5.0 (16.4)	5.2 (17.1)	6.7 (22.0)	6.7 (22.0)	10.9 (35.8)	10.6 (34.9)	17.0 (55.8)	17.0 (55.8)
200°	-	5.2 (17.1)	6.6 (21.7)	6.9 (22.6)	9.0 (29.5)	8.7 (28.5)	13.5 (44.3)	14.2 (46.4)	22.6 (74.3)	22.6 (74.3)
250°	-	6.6 (21.7)	7.9 (25.9)	8.4 (27.6)	11.3 (37.1)	10.9 (35.8)	13.5 (44.3)	17.7 (58.0)	28.3 (92.7)	28.3 (92.7)
300°	-	7.9 (25.9)	-	10.4 (34.1)	13.1 (43.0)	13.1 (43.0)	13.5 (44.3)	21.2 (69.5)	33.9 (111.2)	33.9 (111.2)

#### XTC50L Throw distance (unit: m (feet)) aspect ratio 4:3

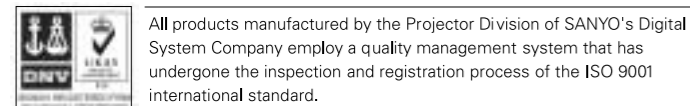
Unit	LNS-W11		LNS-W10		LNS-S11		LNS-T10		LNS-T11	
	Fixed	Wide	Wide	Tele	Wide	Tele	Wide	Tele	Wide	Tele
40°	-	1.0 (3.3)	1.3 (4.3)	1.3 (4.3)	1.7 (5.6)	1.7 (5.6)	2.8 (9.2)	3.5 (11.5)	4.5 (14.8)	4.5 (14.8)
60°	0.96 (3.13)	1.5 (4.9)	1.9 (6.2)	2.0 (6.6)	2.6 (8.2)	2.5 (8.2)	4.2 (13.8)	4.2 (13.8)	6.6 (21.7)	6.6 (21.7)
80°	1.29 (4.23)	2.0 (6.6)	2.6 (8.5)	2.6 (8.5)	3.4 (11.2)	3.4 (11.2)	5.6 (18.4)	5.5 (18.0)	8.8 (28.9)	8.8 (28.9)
100°	1.63 (5.35)	2.5 (8.2)	3.3 (10.8)	3.3 (10.8)	4.3 (14.1)	4.3 (14.1)	7.0 (23.0)	6.9 (22.6)	11.0 (36.1)	11.0 (36.1)
150°	2.48 (8.14)	3.8 (12.5)	4.9 (16.1)	5.0 (16.4)	6.5 (21.3)	6.5 (21.3)	10.6 (34.8)	10.3 (33.8)	16.5 (54.1)	16.5 (54.1)
200°	-	5.1 (16.7)	6.6 (21.7)	6.7 (22.0)	8.7 (28.5)	8.7 (28.5)	13.1 (43.0)	13.7 (44.9)	21.9 (71.9)	21.9 (71.9)
250°	-	6.3 (20.7)	7.6 (24.9)	8.4 (27.6)	10.3 (33.8)	10.9 (35.8)	13.1 (43.0)	17.1 (56.1)	27.4 (89.9)	27.4 (89.9)
300°	-	-	-	10.1 (33.1)	-	13.0 (43.0)	-	20.5 (67.3)	32.8 (107.6)	32.8 (107.6)

### Specifications

	PLC-WTC500L	PLC-XTC50L
Panel	0.95 inch TFT p-Si x 3	1.0 inch TFT p-Si x 3
Number of pixels	3,072,000 (1,024,000 (1280 x 800 dots) x 3)	2,359,296 (766,432 (1024 x 768 dots) x 3)
Projection lamp	330W NSHA (1 lamp + 1 lamp)	330W NSHA (1 lamp + 1 lamp)
Brightness (typical) *1	5000 lm (Lamp mode: High) (LNS-S11)	5000 lm (Lamp mode: High) (LNS-S11)
Contrast ratio *1	3000 : 1 (Lamp: Auto2 mode)	1100 : 1 (Lamp: Auto2 mode)
Uniformity *1	90 % (corner to center, Lens Shift; center)	90 % (corner to center, Lens Shift; center)
Up-Down / Right-Left ratio	U/ D/ R/ L (Power Lens Shift) U/D: Center - +50 % (Max) R/L: -15 % - Center - +15 % (Max)	U/ D/ R/ L (Power Lens Shift) U/D: Center - +50 % (Max) R/L: -15 % - Center - +15 % (Max)
Projection lens	Option (LNS-S11, LNS-W11, LNS-W10, LNS-T10, LNS-T11)	Option (LNS-S11, LNS-W11, LNS-W10, LNS-T10, LNS-T11)
Component signals	480i, 480p, 575i, 575p, 720p, 1035i and 1080i	480i, 480p, 575i, 575p, 720p, 1035i and 1080i
Color systems	PAL/ SECAM/ NTSC/ NTSC4.43/ PAL-M/ PAL-N	PAL/ SECAM/ NTSC/ NTSC4.43/ PAL-M/ PAL-N
Video Signal	Composite, S-Video, Component	Composite, S-Video, Component
Video Terminal	RCA Input: Video, 5x BNC: Y- Pb / Cb - Pr / Cr*3, Mini DIN 4 pin: S-Video	RCA Input: Video, 5x BNC: Y- Pb / Cb - Pr / Cr*3, Mini DIN 4 pin: S-Video
Computer compatibility	UXGA*2/ WXGA/ SXGA+/ SXGA/ XGA/ SVGA/ VGA/ MAC	UXGA*2/ WXGA/ SXGA+/ SXGA/ XGA/ SVGA/ VGA/ MAC
Computer Terminal	D-sub 15pin: Analog RGB, 5x BNC: Analog RGB*3, HDMI: Digital RGB*4	D-sub 15pin: Analog RGB, 5x BNC: Analog RGB*3, DVI-D: Digital RGB*4
Audio	3 + 3 W (Stereo)	3 + 3 W (stereo)
Communication Terminal	D-sub 9pin: RS-232C	D-sub 9pin: RS-232C
Digital Keystone	+40 - -40 degrees (Vertical) +20 - -20 degrees (Horizontal)	+40 - -40 degrees (Vertical) +20 - -20 degrees (Horizontal)
Other Feature	Freeze, Shutter, User logo, PIN code lock PJ-NET Organizer Plus 2 (option), Option Lens lock system	Freeze, Shutter, User logo, PIN code lock PJ-NET Organizer Plus 2 (option), Option Lens lock system
Scanning frequency	H sync: 15 - 100 kHz, V sync: 50 - 100 Hz Dot clock: Analog/140 MHz or less, Digital/165 MHz or less	H sync: 15 - 100 kHz, V sync: 50 - 100 Hz Dot clock: Analog/ 140 MHz or less, Digital/ 100 MHz or less
Fan Noise	31dB (ECO1)	32 dB (ECO1)
Voltage	100 V - 240 V AC (auto voltage)	100 V - 240 V AC (auto voltage)
Power consumption	530 W (100-120 V), 490 W (200-240 V (Eco1)), 14 W (Standby)	550 W (100-120 V), 495 W (200-240 V (Eco1)), 20 W (Standby)
Dimensions (W x H x D)	451.0 x 175.0 x 550.1 mm (17.8" x 6.9" x 21.7")	451.0 x 175.0 x 550.1 mm (17.8" x 6.9" x 21.7")
Weight	14.7 kg (32.4 lbs) (without lens)	14.7 kg (32.4 lbs) (without lens)
Accessories	Wireless/ Wired remote unit with laser pointer and mouse control function, Two "AAA" type Batteries, Owner's Manual (Quick Manual & CD-ROM), Computer Cable (Dsub15-Dsub15), USB Cable (for Mouse control), AC Power Cord, PIN code label	Wireless/ Wired remote unit with laser pointer and mouse control function, Two "AAA" type Batteries, Owner's Manual (Quick Manual & CD-ROM), Computer Cable (Dsub15-Dsub15), USB Cable (for Mouse control), AC Power Cord, PIN code label

\*1: Measurement, measuring conditions, and method of notation all comply with ISO 21118 international standards. \*2: Analog signal only \*3: Use both as Computer and Component signal input \*4: Ver,1,3 with Deep Color  
Replacement Lamp Type No:POA-LMP125

\* All product names and company names are trademarks or registered trademarks of their respective  
\* Design of the products, specifications are subject to change without notice.



SANYO's Digital System Company has received ISO 14001 certification for the environmental management system used in its factory.



<http://www.sanyo-lcdp.com/>

**Caution:** Please consult the instruction manual to ensure safe and proper operation of the product.

Distributed by:



SANYO Electric Co., Ltd.  
Digital System Company

© 2009 SANYO Printed in Japan 2009.6 S1.  
SML137


# Think GAIA

For Life and the Earth

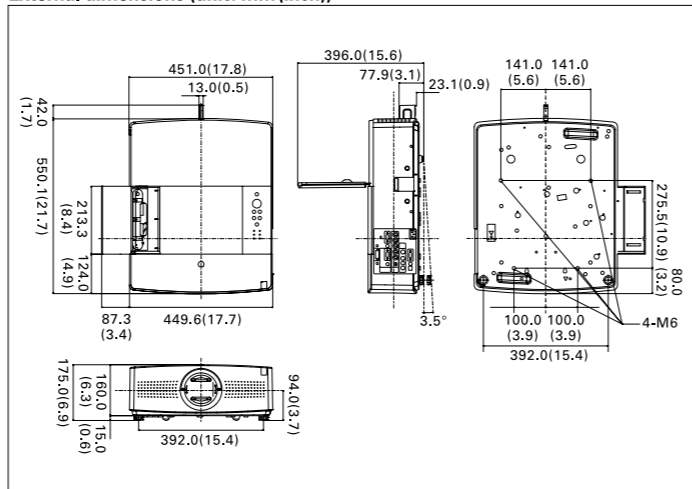


## WXGA Multimedia Projector XGA Multimedia Projector

## PLC-WTC500L PLC-XTC50L



#### External dimensions (unit: mm (inch))



# The Lamp Selection System Brings High Reliability



# Easier maintenance and highly functional projector, It automatically switch lamp. Accommodates all installation needs and has advanced networking capabilities.

## High Image Quality

### PLC-WTC500L

#### 16:10 wide-screen aspect ratio LCD panels

High reliable optical system provides a more durable projector, allowing many extended hour applications and high-quality, high-contrast (3000:1) image presentations.



### PLC-XTC50L

#### 4:3 aspect ratio LCD panels


An optical system that has excellent light and heat resistance is used to achieve a long service life of the optical block and dramatically increase reliability.



## High Reliability

### SANYO Original Technology lamp selection system: No lamp maintenance necessary for approximately 6,000 hours\*1

The foundation of 2-lamp model projector has developed with the "high precision optical axis adjustment technology" the technology was further evolved to enable the mirror to automatically select the lamp using a control motor. Lamp selection system makes approximately 6,000 hours\*1 of projection possible, or twice as long as conventional one-lamp models. When the first lamp is worn-out before the expected time, the lamp selection mirror automatically rotates and the second lamp starts the projection. This will avoid the interruption of the presentation due to the unexpected lamp worn-out.\*2



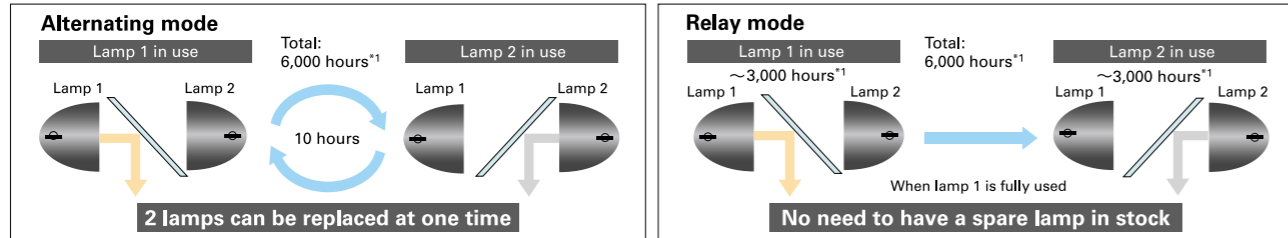
#### Alternating mode

If the lamp is used for more than 10 hours at one time, then the lamp is automatically switched upon powering up the next time.

#### Relay mode

"Relay Mode" uses one lamp to recommended lamp replacement time, then switches lamps.

### Lamp Selection System Mode



Even if one lamp fails, possible to continue projection without changing lamps

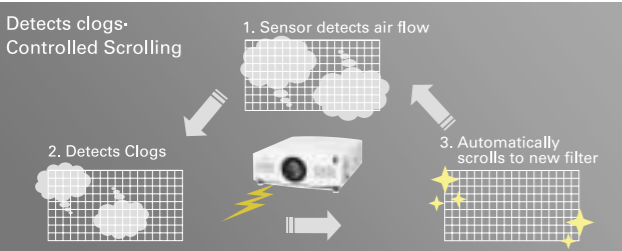
## Easy Maintenance

### Active Maintenance Filter (AMF)

#### Actual use time: at 13,000 hours\*1

(Cartridge cycle: approx. 2 years\*3)

The filter sensor detects the intake airflow volume, and scrolls a clean filter surface when the filter becomes soiled.



### One-Way Cooling Mechanism

#### (Intake x1, Exhaust x1)

Intake and exhaust ports have been eliminated from various places on the projector (such as the bottom surface) and concentrated into one intake and one exhaust, to solve dust-related problems (and improve cooling performance).



### Easier Lamp Replacement

Lamp replacement has been simplified to make maintenance easier. Easy removal and replacement of the lamp from the Top.

## Versatile Installation

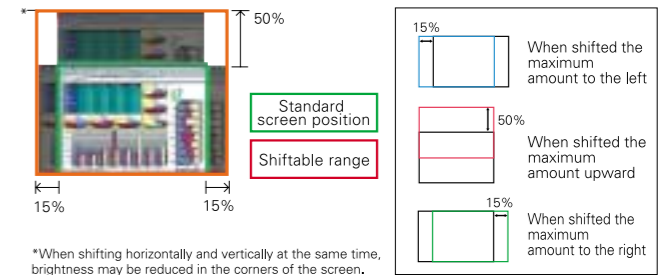
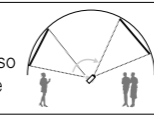
### Power Vertical / Horizontal Lens Shift

Featuring both vertical and horizontal lens shift (vertical: 0 to 50 %, horizontal: ±15 % (maximum)), the PLC-WTC500L / XTC50L enables adjustment of projected image position without having to move the projector.



#### Vertical Installation


The PLC-WTC500L / XTC50L can also be installed at any 360-degree angle



\*When shifting horizontally and vertically at the same time, brightness may be reduced in the corners of the screen.

### Interchangeable Lenses (Option)

The existing XT-series lenses can be used just as they are. Lens removal and attachment are also very easy.



\*Lenses are sold as options.

## Network Control

### PJ-Net Organizer (option)

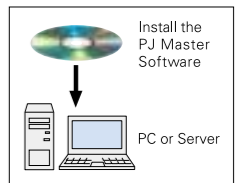
To use the PJ-Net technology, simply attach the PJ-Net Organizer to the projector.

- Web-based Management
- E-mail Alert Function
- Network Capture Function
- Network Viewer Function



### PJ Master (option)

The PJ Master software allows centralized control of PJ-Net Organizer-mounted projectors over a network. Install PJ Master on your PC or server.




## Useful Features

### Picture in Picture mode and Picture by Picture mode

(PLC-WTC500L)

Capable of projecting two images simultaneously either using built-in picture in picture mode or picture by picture mode.



### Mechanical shutter

There's also a Mechanical Shutter System which is popular for a variety of elite professional uses. The amazing PLC-WTC500L / XTC50L fills the needs of a host of demanding business venues including meeting, entertainment and promotional applications. It's a super nova in a star-studded selection of SANYO Portable projectors.



### Silence Design

(PLC-WTC500L: 31.0 dB (Eco1 mode), PLC-XTC50L: 32.0 dB (Eco1 mode))

The operating noise is hardly noticeable even in quiet settings like conference or AV rooms.

### Built-in Test Pattern

Makes on-site setup easier by serving as a guide for setting adjustments. (Includes a total of 8 built-in patterns.)



## PLC-WTC500L/PLC-XTC50L