



# MODEL B<sup>®</sup>

Spring Roller-Type Screen

## SPECIFICATION DATA

**DA-LITE SCREEN COMPANY, INC.**  
 3100 North Detroit Street  
 Post Office Box 137  
 Warsaw, Indiana 46581-0137  
 Phone: 574/267-8101  
 800-622-3737  
 Fax: 574/267-7804  
 http:// www.da-lite.com  
 e-mail: info@da-lite.com

**SUGGESTED SPECIFICATIONS:** \_\_\_\_\_ projection screen(s), \_\_\_\_\_ (H) x \_\_\_\_\_ (W), wall or ceiling mounting type. Screen to have a heavy 22-gauge octagonal steel case with flat back design with baked enamel finish and fitted with end caps concealing roller ends with integral bearing surface to support roller and integral brackets for wall mounting by means of slotted screw holes and ceiling mounting by means of powder coated hanger rings. Bottom of fabric shall be mounted into a metal strip in a tubular steel slat finished in baked enamel. Ends of slat shall be protected by plastic caps. Plated steel slat pull shall be attached to slat with screws. To have Glass Beaded, Matte White, High Contrast Matte White, High Power, Video Spectra<sup>®</sup> 1.5 or Silver Matte surface with masking borders standard on flame retardant and mildew resistant seamless fabric. Fabric shall be mounted into a metal strip in a metal Camlok roller system without tape, glue, staples or cords so that fabric may be easily replaced yet cannot be pulled from roller.

**Matte White, Glass Beaded, Video Spectra<sup>®</sup> 1.5, High Contrast Matte White and Silver Matte:** Surfaces will be seamless.

**High Power:** Horizontal seams required when both dimensions exceed 6 feet.

### DIMENSIONS

Sizes		A - Overall Case Length		B - Distance Between Hangers		C - Brackets		D - Case Diameter (Width)		Shipping Weight	
H x W	Cm	In.	Cm	In.	Cm	In.	Cm	In.	Cm	Lbs.	Kg
40" x 40"	102 x 102	43-3/8"	110	42-5/8"	108	3-3/8"	8.6	2-1/2"	6	9	4.08
50" x 50"	127 x 127	53-3/8"	136	52-5/8"	134	3-3/8"	8.6	2-1/2"	6	12	5.44
60" x 60"	152 x 152	63-3/8"	161	62-5/8"	159	3-3/8"	8.6	2-1/2"	6	14	6.35
70" x 70"	178 x 178	73-3/8"	186	72-5/8"	184	3-3/8"	8.6	2-1/2"	6	17	7.71
64" x 84"	160 x 213	87-3/8"	222	86-5/8"	220	3-5/8"	9.2	2-3/4"	7	24	10.89
84" x 84"	213 x 213	87-3/8"	222	86-5/8"	220	3-5/8"	9.2	2-3/4"	7	26	11.79
72" x 96"	183 x 244	99-3/8"	252	98-5/8"	251	3-5/8"	9.2	2-3/4"	7	28	12.70
96" x 96"	244 x 244	99-3/8"	252	98-5/8"	251	3-5/8"	9.2	2-3/4"	7	30	13.61

### VIDEO FORMAT DIMENSIONS

Viewing Area		Nominal Diagonal Size		A - Overall Case Length		B - Distance Between Hangers		C - Brackets		D - Case Diameter (Width)		Shipping Weight	
H x W	Cm	In.	Cm	In.	Cm	In.	Cm	In.	Cm	In.	Cm	Lbs.	Kg
43" x 57"	109 x 145	72"	183	63-3/8"	161	62-5/8"	159	3-3/8"	8.6	2-1/2"	6	13	5.90
50" x 67"	127 x 170	84"	213	73-3/8"	186	72-5/8"	184	3-3/8"	8.6	2-1/2"	6	15	6.80
57" x 77"	145 x 196	96"	244	84-3/8"	214	83-5/8"	212	3-5/8"	9.2	2-3/4"	7	23	10.43
60" x 80"	152 x 203	100"	254	87-3/8"	222	86-5/8"	220	3-5/8"	9.2	2-3/4"	7	24	10.89
69" x 92"	175 x 234	120"	305	99-3/8"	252	98-5/8"	251	3-5/8"	9.2	2-3/4"	7	27	12.25

### HDTV FORMAT DIMENSIONS

Viewing Area		Nominal Diagonal Size		A - Overall Case Length		B - Distance Between Hangers		C - Brackets		D - Case Diameter (Width)		Shipping Weight	
H x W	Cm	In.	Cm	In.	Cm	In.	Cm	In.	Cm	In.	Cm	Lbs.	Kg
37-1/2" x 67"	95 x 170	77"	196	73-3/8"	186	72-5/8"	184	3-3/8"	8.6	2-1/2"	6	15	6.80
45" x 80"	114 x 203	92"	234	87-3/8"	222	86-5/8"	220	3-5/8"	9.2	2-3/4"	7	23	10.43
52" x 92"	132 x 234	106"	269	99-3/8"	252	98-5/8"	251	3-5/8"	9.2	2-3/4"	7	26	11.79

Specifications subject to change without notice.

Hanger rings add 3/4" to the overall dimension C.

### WHEN ORDERING, MARK APPROPRIATE SELECTIONS:

#### Select size from charts above.

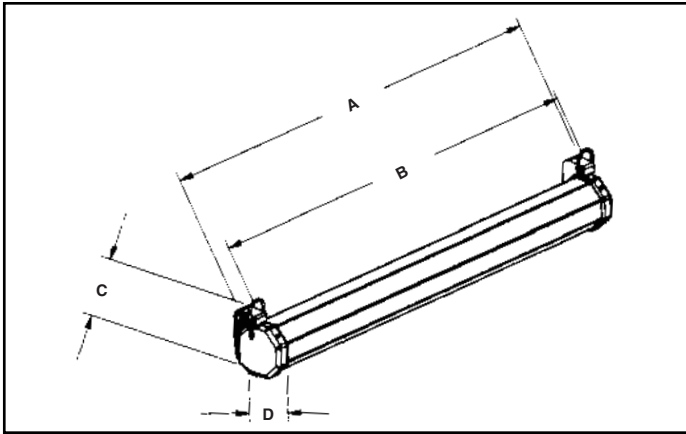
#### Select viewing surface:

- Matte White
- High Contrast Matte White
- Glass Beaded
- Video Spectra<sup>®</sup> 1.5
- High Power
- Silver Matte

#### Optional Accessories:

(Select):

- No. 6 Wall Bracket – 6" non-adjustable extension brackets.
- No. 11 Wall Bracket – 10" or 14" non-adjustable extension brackets.
- No. 23 Adjustable Wall Bracket – 10", 14", 15-3/4", 18-1/4", 20", or 24" adjustable extension brackets.
- Tilt-Lock for Keystone Elimination (used with extension brackets).
- T-Bar Scissors Clip for drop ceilings (white or black).
- Pull Rod.
- No borders (Black masking borders standard).
- Articulating Arm for 60" and 70" screens.



Project: \_\_\_\_\_

Architect: \_\_\_\_\_

Phone: \_\_\_\_\_

Contractor: \_\_\_\_\_

Phone: \_\_\_\_\_

Supervisor: \_\_\_\_\_

Phone: \_\_\_\_\_

Date: \_\_\_\_\_

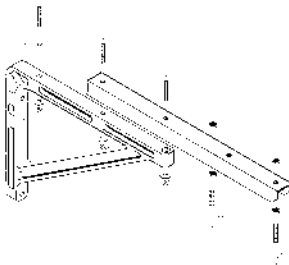
Revised: \_\_\_\_\_

## OPTIONAL ACCESSORIES

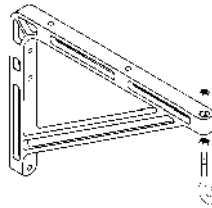
**OPTIONAL ACCESSORIES:** to provide chalkboard clearance: Furnish 6" heavy gauge extension wall brackets to mount screen. To provide for keystone elimination: Furnish #11 or #23 adjustable extension wall brackets. Furnish magnetic tilt lock for keystone elimination.

**NOTE:** Brackets also are used for mounting screen across a corner.

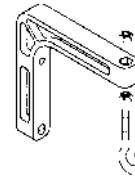
### EXTENSION WALL BRACKETS



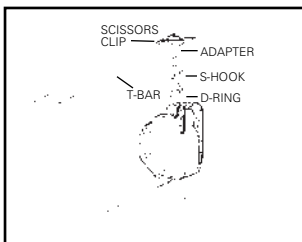
**No. 23 ADJUSTABLE WALL BRACKET**



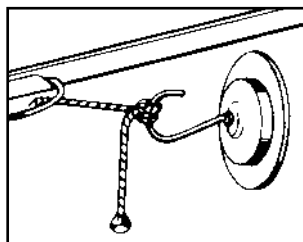
**No. 11 WALL BRACKET**  
Non-adjustable. Permits screen to extend 10" or 14" from wall.




**No. 6 WALL BRACKET**  
Non-adjustable. Permits screen to extend 6" from wall.



**T-BAR SCISSORS CLIP**



**TILT LOCK** for Keystone elimination. Used with extension brackets or T-Bar Scissor Clips.



**PULL ROD**  
Zinc plated rod with black plastic handle grip allows easy access to screen when mounted out of reach. Also can be used as a pointer.



**ARTICULATING KEYSTONE ELIMINATOR**  
Allows screen to be moved from a right to left direction for any audience seating arrangement, while also allowing screen to be tilted backward to eliminate keystone (available for 60" and 70").